

# GÜÇLÜ BİR GELECEK İÇİN STRONGER FOR THE FUTURE



[www.activent.com.tr](http://www.activent.com.tr)



## ACTIVENT®

ÜRÜN KATALOĞU  
PRODUCT CATALOGUE

# 4 KANAL TİPİ FANLAR DUCT TYPE FANS



## KTDF

GERİYE EĞİMLİ VE SEYREK KANATLI  
DIŞTAN ROTORLU MOTORLU  
DİKDÖRTGEN KESİTLİ

AC CENTRIFUGAL IN LINE DUCT FANS  
BACKWARD CURVED

**KTDF** aerodinamik yapısı sayesinde sessiz çalışan kanal fanları, monte edildikleri yerden sökülmeden, kapağı açılarak kolayca temizlik ve bakım yapılabilme özelliğine sahiptir. Kanal arasına monte edilebildiği için yer kaplamazlar.

### MALZEME

Galvaniz gövde ve radyal fanlar üretilmiştir.

### MOTORUN KORUNMASI

Yüksek ısıya karşı isteğe bağlı olarak termostatlı koruma. (Klemens kutulu – IP 55)

### HIZ KONTROLÜ

Opsiyonel kontrol cihazıyla sağlanabilir.

### KULLANIM ALANLARI

KTDF serisi fanlar yaşamsal, endüstriyel ve ticari alanlarda; havalandırma sistemlerinde mükemmel çözümler sunarlar. Yaşamsal; Banyolar, tuvaletler, yüzme havuzları, spor salonları, depolar vs. Ticari; Kafeler, barlar, restoranlar, alışveriş merkezleri, okullar, ofisler, fabrikalar, binalar, depolar, gece kulüpleri, oteller, işyerleri vs. Endüstriyel; Ekipman soğutması, çalışma alanları ve mahal havalandırma vs.

**KTDF** the duct type fans which run quietly thanks to their aerodynamic structure are easy to clean and maintain without being taken out of their assembly locations, just by opening their lids. They do not take much space as they can be mounted between channels.

### MATERIAL

Made of galvanized body and radial fan.

### PROTECTION OF THE ENGINE

Optional thermostat protection against high temperatures. (Terminal box – IP 55)

### SPEED CONTROL

It can be supplied with an optional control device.

### USAGE AREAS

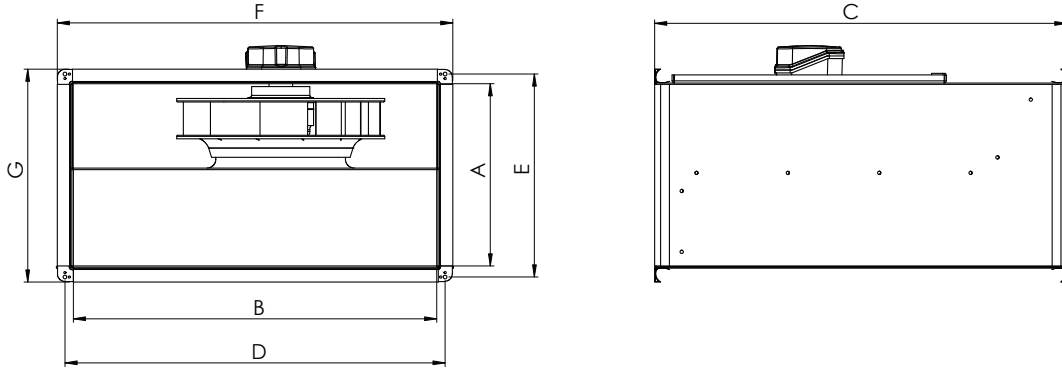
KTDF series fans offer excellent solutions in the vital, industrial and commercial areas; in ventilation systems. Vital; Bathrooms, restrooms, swimming pools, gyms, warehouses, etc. Commercial; Cafés, bars, restaurants, malls, schools, offices, factories, buildings, warehouses, nightclubs, hotels, workplaces, etc. Industrial; Equipment cooling, operating areas and room ventilation, etc.

Tip/Kod Type/Code	Elektrik Motoru / Electrical Motor			Max. Debi Air Flow m <sup>3</sup> / h
	Voltaj Voltage (V)	Güç Power (W)	Devir Speed (d/d) (rpm)	
	KTDF-30x15-M-2K	220	95	
KTDF-40x20A-M-2K	220	104	2.645	
KTDF-40x20B-M-2K	220	145	2.635	
KTDF-50x25-M-2K	220	210	2.660	
KTDF-60x30-M-4K	220	135	1.400	
KTDF-60x35A-M-4K	220	260	1.350	
KTDF-60x35B-M-4K	220	430	1.380	
KTDF-70x40A-M-4K	220	600	1.340	
KTDF-70x40B-M-4K	220	600	1.340	
KTDF-80x50-M-4K	220	600	1.340	
KTDF-100x50-T-4K	380	1.100	1.400	

DEĞER TABLOSU / VALUE CHART (m<sup>3</sup> / h & Pa)

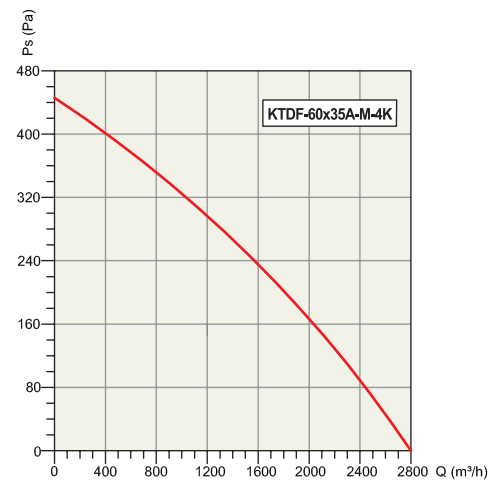
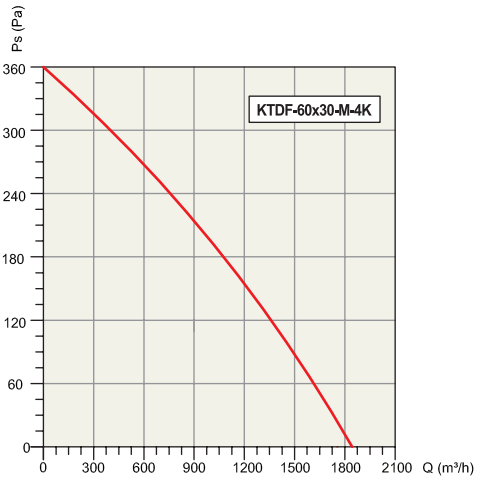
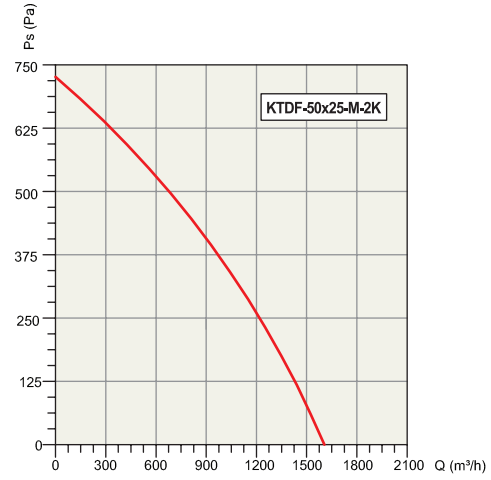
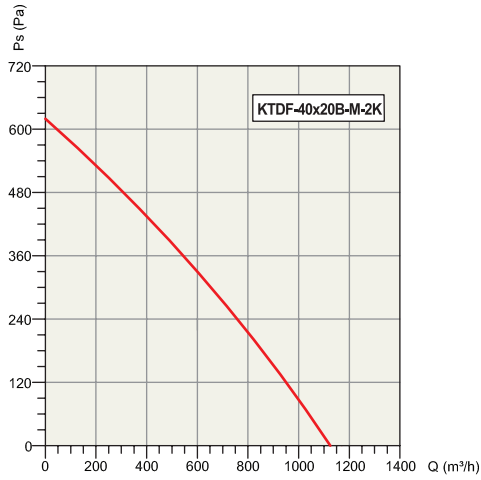
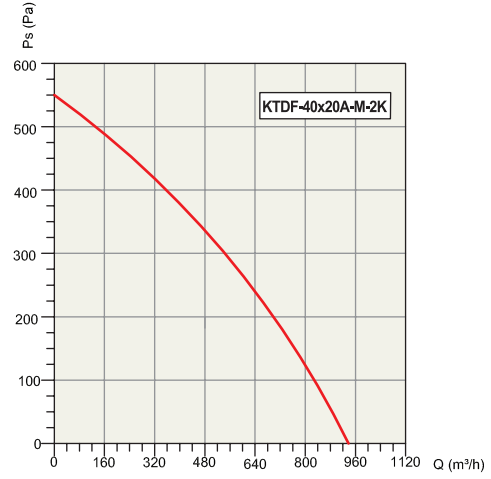
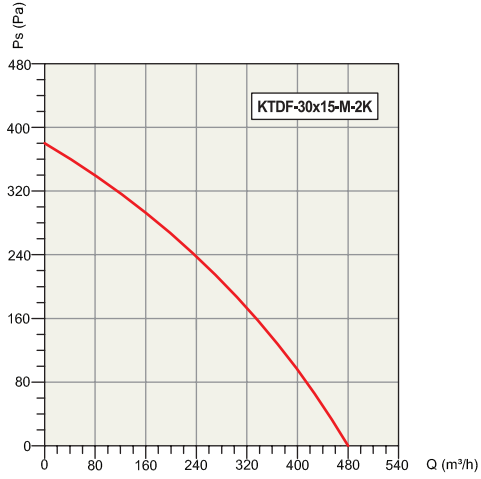
Tip/Kod Type/Code	Hava Debileri (m <sup>3</sup> /h) / Air Flow (m <sup>3</sup> /h)								
	0 Pa	100 Pa	200 Pa	300 Pa	400 Pa	500 Pa	600 Pa	700 Pa	800 Pa
KTDF-30x15-M-2K	480	400	275	150					
KTDF-40x20A-M-2K	950	840	700	530	360	120			
KTDF-40x20B-M-2K	1.150	975	825	650	460	275	50		
KTDF-50x25-M-2K	1.610	1.465	1.220	1.100	910	675	500	100	
KTDF-60x30-M-4K	1.850	1.450	975	400					
KTDF-60x35A-M-4K	2.800	2.400	1.800	1.200	400				
KTDF-60x35B-M-4K	3.400	2.800	2.250	1.550	875	20			
KTDF-70x40A-M-4K	4.500	3.800	3.200	2.400	1.600	500			
KTDF-70x40B-M-4K	5.900	5.300	4.750	4.000	3.200	2.250	1.000		
KTDF-80x50-M-4K	7.550	6.900	6.150	5.400	4.500	3.600	2.700	1.800	600
KTDF-100x50-T-4K	9.600	8.900	8.250	7.500	6.600	5.300	4.900	3.750	2.250

TEKNİK ÖLÇÜLER / TECHNICAL DIMENSION



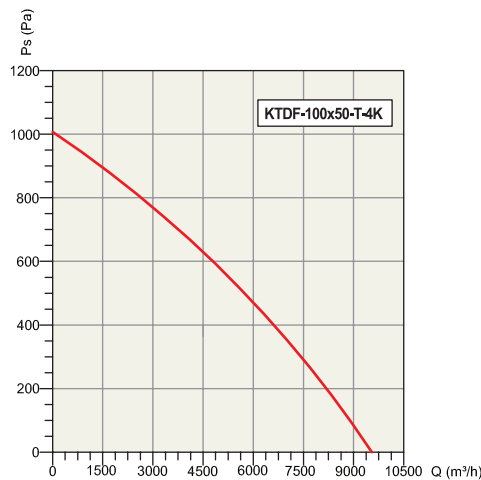
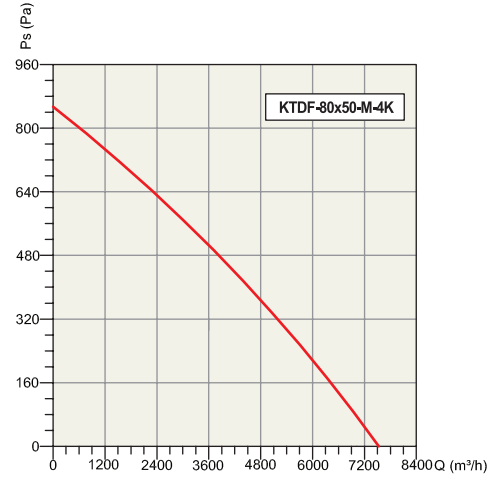
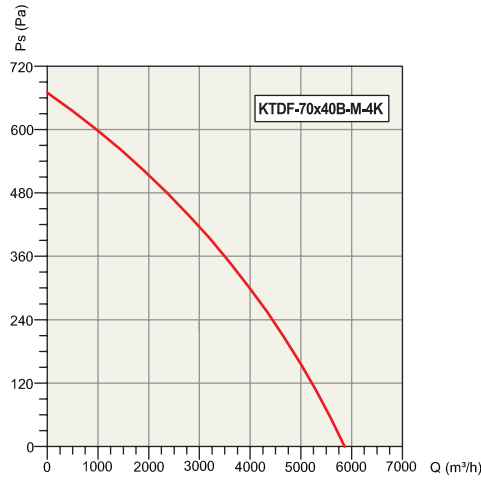
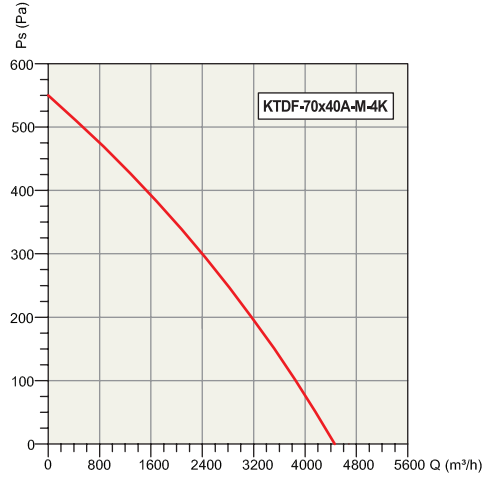
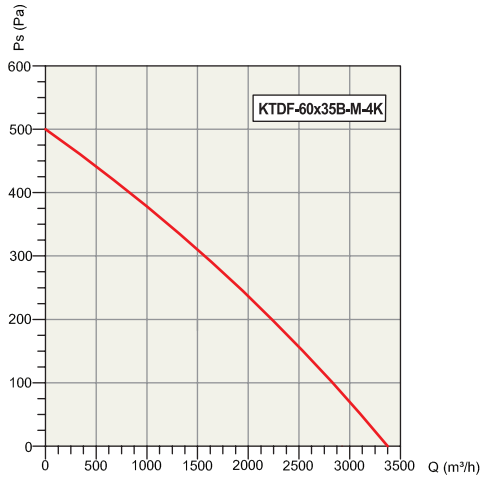
Tip/Kod Type/Code	Ölçüler / Sizes (mm)				
	A	B	C	F	E
KTDF-30x15-M-2K	150	300	400	350	200
KTDF-40x20A-M-2K	200	400	500	450	250
KTDF-40x20B-M-2K	200	400	500	450	250
KTDF-50x25-M-2K	250	500	565	550	300
KTDF-60x30-M-4K	300	600	650	650	350
KTDF-60x35A-M-4K	350	600	760	650	400
KTDF-60x35B-M-4K	350	600	760	650	400
KTDF-70x40A-M-4K	400	700	800	750	450
KTDF-70x40B-M-4K	400	700	800	750	450
KTDF-80x50-M-4K	500	800	920	850	560
KTDF-100x50-T-4K	500	1000	1050	1060	560

## TEKNİK ÖLÇÜLER / TECHNICAL DIMENSION





TEKNİK ÖLÇÜLER / TECHNICAL DIMENSION







**ACTIVENT®**

Halkalı Merkez Mahallesi  
Şehit Yılmaz Özdemir Caddesi  
Sanayi Sokak No: 4  
Küçükçekmece, İstanbul, Türkiye

**P:** +90.212 698 02 25

**P:** +90.212 698 02 26

**P:** +90.212 565 73 03

[info@activent.com.tr](mailto:info@activent.com.tr)

[www.activent.com.tr](http://www.activent.com.tr)

